



Camvest - Camera Mount Harness(FLCM-CMVT-01)



All rights reserved.

No part of this document may be reproduced, stored in a retrieval system, or transmitted by any form or by any means, electronic, mechanical, photo-copying, recording, or otherwise, except as may be expressly permitted by the applicable copyright statutes or in writing by the Publisher.

What's In The Box

Please inspect the contents of your shipped package to ensure you have received everything that is listed below.



Flycam DSLR Camvest



Telescopic Arm

PART LIST



INDEX

Sr. No	Particulars	Page No.
1	Camvest Setup	5
2	Telescopic Arm Assembly	5-6
3	Final Setup	7

Camvest Setup

- Put on the camvest comfortably over your shoulders.
- Fasten all buckles securely to hold the vest in place.



- Adjust the shoulder, chest, and side straps to achieve a snug and balanced fit.

Note: The camvest features fully adjustable straps that can be tightened or loosened for maximum comfort during use.




Telescopic Arm Assembly

- Loosen and remove the knob of the Telescopic Arm.



- Similarly, remove the second knob of the Telescopic Arm.




- Loosen the center knob of the Telescopic Arm and adjust the rod.



- Attach the Telescopic arm to the Camvest and tighten the knob to secure it.



Feature: Its 3ft telescopic pole extension with 180° titling capacity lets you capture footage for multi-dimensional shots.



- Loosen the front knob to enable further extension and positioning.
- Mount your camera (**Not Included**) on the ball head present at the end of the pole.


Note: There is a ball head at the end of the pole to allow Camera mounting for 180° low & high angled shots.



- Tighten the mounting knob to secure the camera firmly.
- Adjust the camera angle as required.
- Lock the position by tightening the knob securely.



- The Camera is fully assembled.
- **Note:** Camera (**Not Included**) can be positioned in a POV angle or towards yourself, providing superb third-person shots



YOUR PROAIM CAMVEST - CAMERA MOUNT HARNESS ALL DRESSED UP AND READY TO GO!



(SHOWN WITH OPTIONAL ACCESSORIES)

Warranty: We offer one year warranty for our products from date of purchase. Within this period of time, we will repair it without charge for labor or parts. Warranty doesn't cover transportation costs nor does it cover a product subjected to misuse or accidental damage. Warranty repairs are subjected to inspection and evaluation by us.

Liability: We are not liable for damage caused by products that we do not supply or from mishandling in transit, accident, misuse, neglect, lack of care of the product, or service by anyone other than our company.

Contact Us: In case of any kind of dissatisfaction, please contact us immediately and we promise our utmost support and care until you use our product.